

© International Baccalaureate Organization 2023

All rights reserved. No part of this product may be reproduced in any form or by any electronic or mechanical means, including information storage and retrieval systems, without the prior written permission from the IB. Additionally, the license tied with this product prohibits use of any selected files or extracts from this product. Use by third parties, including but not limited to publishers, private teachers, tutoring or study services, preparatory schools, vendors operating curriculum mapping services or teacher resource digital platforms and app developers, whether fee-covered or not, is prohibited and is a criminal offense.

More information on how to request written permission in the form of a license can be obtained from <https://ibo.org/become-an-ib-school/ib-publishing/licensing/applying-for-a-license/>.

© Organisation du Baccalauréat International 2023

Tous droits réservés. Aucune partie de ce produit ne peut être reproduite sous quelque forme ni par quelque moyen que ce soit, électronique ou mécanique, y compris des systèmes de stockage et de récupération d'informations, sans l'autorisation écrite préalable de l'IB. De plus, la licence associée à ce produit interdit toute utilisation de tout fichier ou extrait sélectionné dans ce produit. L'utilisation par des tiers, y compris, sans toutefois s'y limiter, des éditeurs, des professeurs particuliers, des services de tutorat ou d'aide aux études, des établissements de préparation à l'enseignement supérieur, des fournisseurs de services de planification des programmes d'études, des gestionnaires de plateformes pédagogiques en ligne, et des développeurs d'applications, moyennant paiement ou non, est interdite et constitue une infraction pénale.

Pour plus d'informations sur la procédure à suivre pour obtenir une autorisation écrite sous la forme d'une licence, rendez-vous à l'adresse <https://ibo.org/become-an-ib-school/ib-publishing/licensing/applying-for-a-license/>.

© Organización del Bachillerato Internacional, 2023

Todos los derechos reservados. No se podrá reproducir ninguna parte de este producto de ninguna forma ni por ningún medio electrónico o mecánico, incluidos los sistemas de almacenamiento y recuperación de información, sin la previa autorización por escrito del IB. Además, la licencia vinculada a este producto prohíbe el uso de todo archivo o fragmento seleccionado de este producto. El uso por parte de terceros —lo que incluye, a título enunciativo, editoriales, profesores particulares, servicios de apoyo académico o ayuda para el estudio, colegios preparatorios, desarrolladores de aplicaciones y entidades que presten servicios de planificación curricular u ofrezcan recursos para docentes mediante plataformas digitales—, ya sea incluido en tasas o no, está prohibido y constituye un delito.

En este enlace encontrará más información sobre cómo solicitar una autorización por escrito en forma de licencia: <https://ibo.org/become-an-ib-school/ib-publishing/licensing/applying-for-a-license/>.

Chemistry
Standard level
Paper 2

12 May 2023

Zone A afternoon | **Zone B** morning | **Zone C** afternoon

Candidate session number

--	--	--	--	--	--	--	--	--	--

1 hour 15 minutes

Instructions to candidates

- Write your session number in the boxes above.
- Do not open this examination paper until instructed to do so.
- Answer all questions.
- Answers must be written within the answer boxes provided.
- A calculator is required for this paper.
- A clean copy of the **chemistry data booklet** is required for this paper.
- The maximum mark for this examination paper is **[50 marks]**.



Answer **all** questions. Answers must be written within the answer boxes provided.

1. This question is about acid–base properties.

(a) Deduce the ionic equation, including state symbols, for the reaction of hydrogen chloride gas with water. [2]

.....
.....
.....
.....

(b) Calculate the pH of 0.50 mol dm⁻³ hydrochloric acid. [1]

.....
.....
.....

(c) Explain why a solution of ethanoic acid has a higher pH than hydrochloric acid of the same concentration. [1]

.....
.....
.....

(d) A pH probe can be used to distinguish between the acids in part (c). Identify another simple instrumental method that could be used in a school laboratory to distinguish between the two acids. [1]

.....
.....

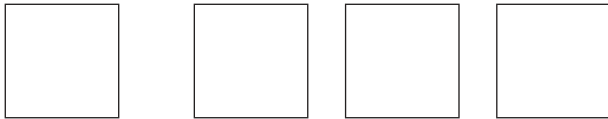
(e) Outline how the instrumental method identified in part (d) distinguishes between the acids in part (c). [1]

.....
.....



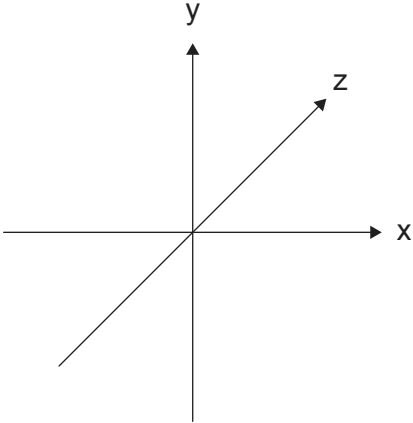
2. The periodic table is a useful tool in explaining trends of chemical behaviour.

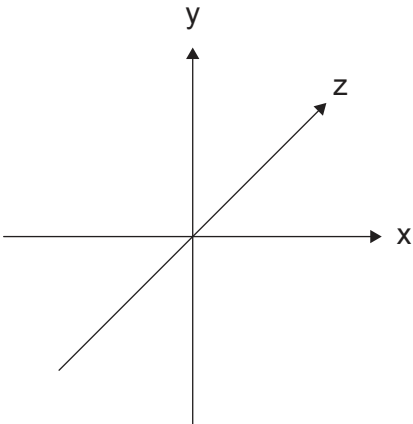
(a) (i) Annotate and label the ground state orbital diagram of boron, using arrows to represent electrons. [1]

[He] 

Orbital label: _____

(ii) Sketch the shapes of the occupied orbitals identified in part (a)(i). [2]

 Orbital type:

 Orbital type:

(This question continues on the following page)



(Question 2 continued)

- (iii) Explain, with reference to the forces between molecules, why ammonia has a higher boiling point than phosphine (PH₃). [3]

.....

.....

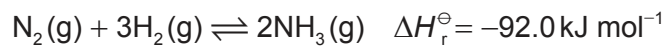
.....

.....

.....

.....

- (d) (i) Ammonia is manufactured by the Haber process.



Outline what is meant by dynamic equilibrium. [1]

.....

.....

.....

- (ii) Deduce the K_c expression for the reaction in part (d)(i). [1]

.....

- (iii) The Haber process requires a catalyst. State how a catalyst functions. [1]

.....

.....

(This question continues on page 7)



Please **do not** write on this page.

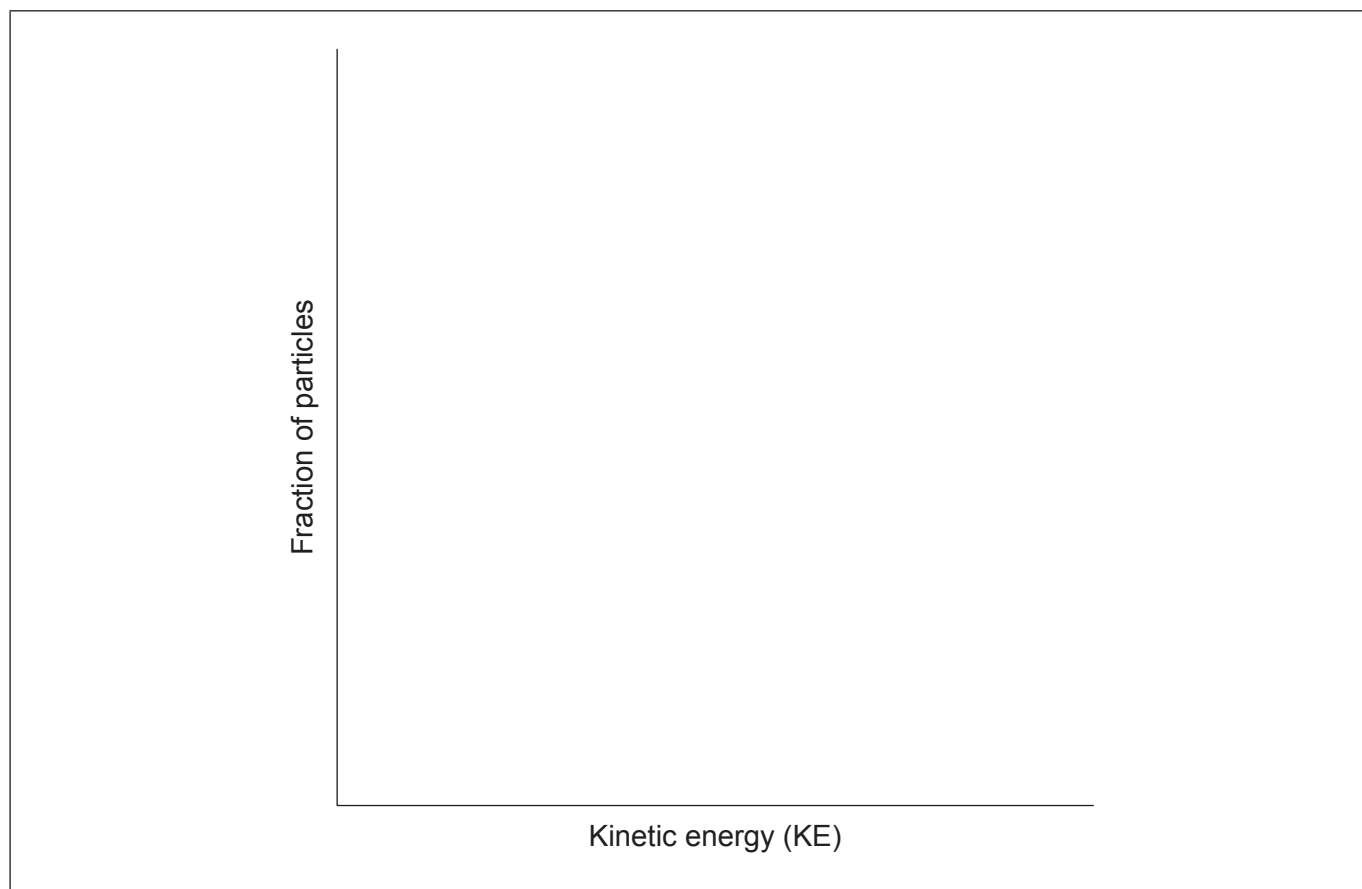
Answers written on this page
will not be marked.



16EP06

(Question 2 continued)

- (iv) Sketch a Maxwell-Boltzmann distribution curve showing the activation energies with and without a catalyst. [2]



- (v) Suggest how the progress of the reaction could be monitored. [1]

.....

.....

.....

.....



3. Alkanes form a homologous series.

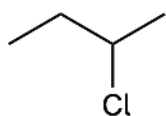
(a) (i) Outline the meaning of homologous series.

[1]

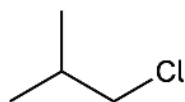
.....
.....
.....

(ii) State the preferred IUPAC name for the following compounds.

[2]



IUPAC name:



IUPAC name:

(iii) But-2-ene can be polymerized. Draw a section of the resulting polymer showing **two** repeating units.

[1]

.....



4. Redox reactions can be used to produce electricity.

(a) State the oxidation state of sulfur in copper(II) sulfate. [1]

.....

(b) A voltaic cell was constructed using a copper(II) sulfate/copper half-cell and a zinc sulfate/zinc half-cell.

(i) Outline why electrons flow from zinc to copper when these half cells are connected with a wire. Use section 25 of the data booklet. [1]

.....
.....
.....

(ii) Formulate equations for the reactions taking place at each electrode. [2]

Anode (negative electrode):
.....
Cathode (positive electrode):
.....



5. Double salts are substances with two cations and one anion. A hydrated sulfate containing two cations has this percentage composition.

Element	Percentage (%)
Nitrogen (N)	7.09
Hydrogen (H)	5.11
Sulfur (S)	16.22
Cobalt (Co)	14.91
Oxygen (O)	—

- (a) (i) Calculate the percentage of oxygen present in the double salt. [1]

.....
.....
.....

- (ii) Determine the empirical formula of the double salt. Use section 6 of the data booklet. [3]

(This question continues on the following page)



16EP10

(Question 5 continued)

- (iii) The molar mass of the empirical formula is the same as the molar mass of the formula unit. Deduce the formula unit of the hydrated double salt. [1]

.....
.....
.....

- (b) 1.20g of the double salt was dissolved in water and an excess of aqueous barium chloride was added, precipitating all the sulfate ions as barium sulfate.

- (i) Formulate an ionic equation, including state symbols, for the reaction of barium ions with sulfate ions. [1]

.....

- (ii) Calculate the mass of barium sulfate precipitate. Use your answer to part (a)(iii) and section 6 of the data booklet. (If you did not obtain an answer for part (a)(iii), use 400.0g mol^{-1} as M_r for the double salt, but this is not the correct value.) [2]

.....
.....
.....
.....
.....
.....



Please **do not** write on this page.

Answers written on this page
will not be marked.



16EP12

6. The element sulfur has many industrial uses.

- (a) (i) Determine the standard enthalpy of reaction (ΔH_r^\ominus), in kJ mol^{-1} , for the oxidation of SO_2 to SO_3 . [1]

Substance	Enthalpy of formation, ΔH_f^\ominus (kJ mol^{-1})
SO_2	-296.8
SO_3	-395.8

.....
.....

- (ii) Formulate equations showing how SO_2 and SO_3 lead to acid deposition. [1]

SO_2 :
 SO_3 :

- (iii) Explain the polarity of the S-O bond. Use section 8 of the data booklet. [2]

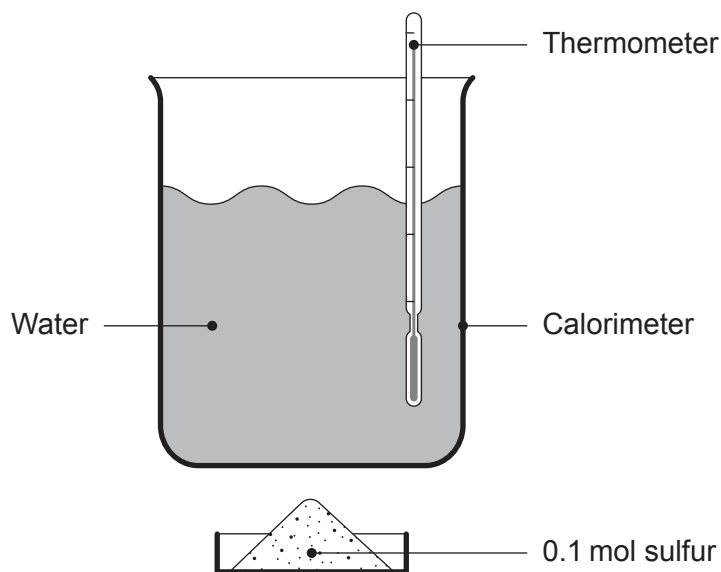
.....
.....
.....
.....

(This question continues on the following page)



(Question 6 continued)

- (b) The combustion of 0.1 moles of sulfur (S) was demonstrated in a school laboratory using the following apparatus in a fume cupboard.



- (i) Calculate the enthalpy of combustion of sulfur, ΔH_c , in kJ mol^{-1} from this data. Use sections 1 and 2 of the data booklet. [2]

Mass of water (g) ± 0.01	50.00
Initial temperature of water ($^{\circ}\text{C}$) ± 0.5	20.0
Final temperature of water ($^{\circ}\text{C}$) ± 0.5	35.0

.....

.....

.....

.....

.....

.....

(This question continues on the following page)



(Question 6 continued)

- (ii) Suggest the major source of systematic error in this experiment and an improvement to reduce this error. [2]

Source of systematic error:

.....

Improvement:

.....

- (iii) Calculate the percentage uncertainty in the temperature change to **two** significant figures. [1]

.....

.....

.....

- (iv) Suggest **one** way of reducing the percentage uncertainty in this experiment. [1]

.....

.....

.....

- (v) Calculate the overall percentage error of this experiment. Use part (b)(i) and section 13 of the data booklet. (If you did not obtain an answer for part (b)(i) use $-50.0 \text{ kJ mol}^{-1}$, but this is not the correct value.) [1]

.....

.....



References:

© International Baccalaureate Organization 2023



16EP16